

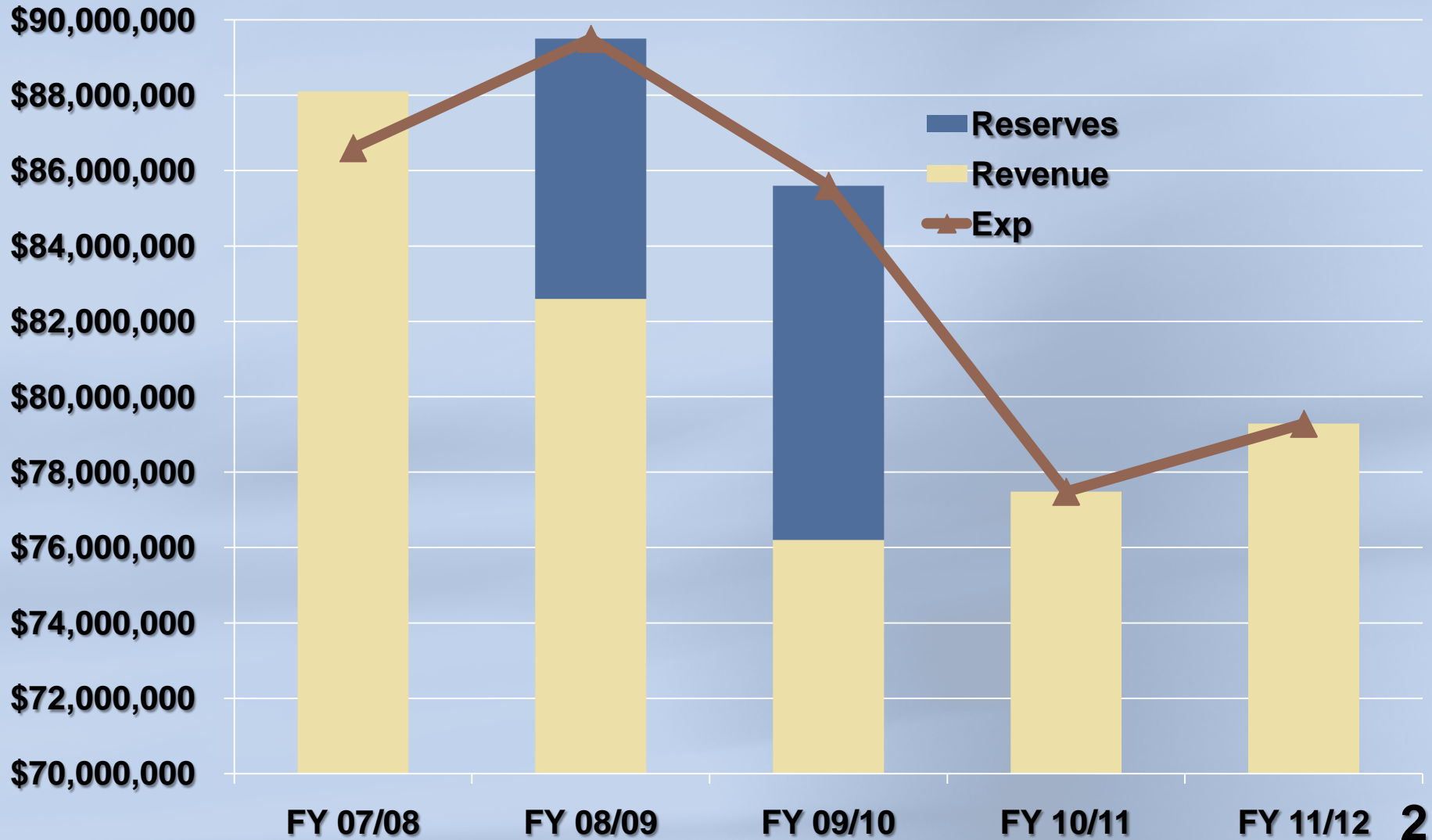
Proposed Operating Budget FY 2012-13

City of Salinas
June 5, 2012



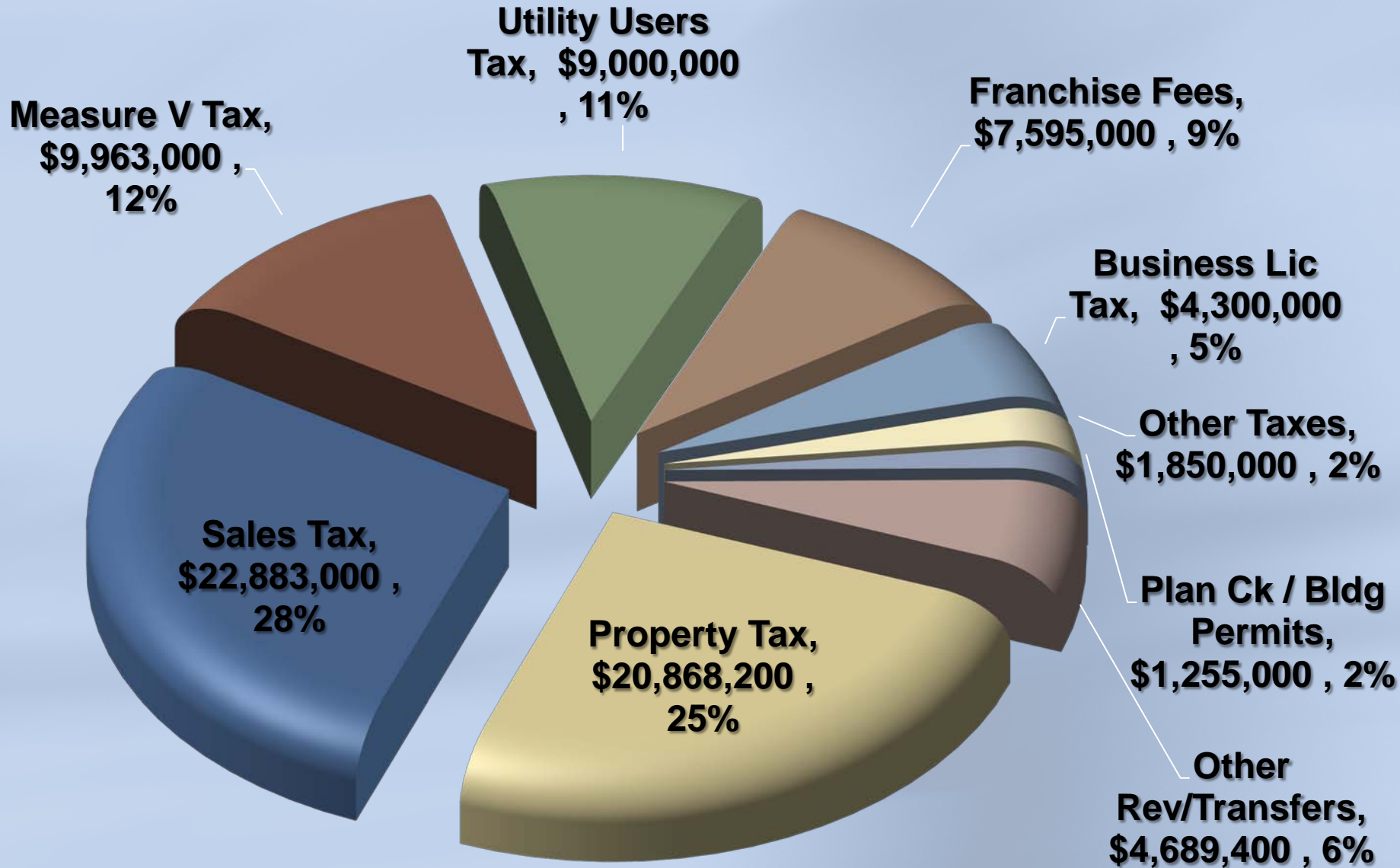
General Fund and Measure V Fund

Revenue, Expenditures and Use of Reserves

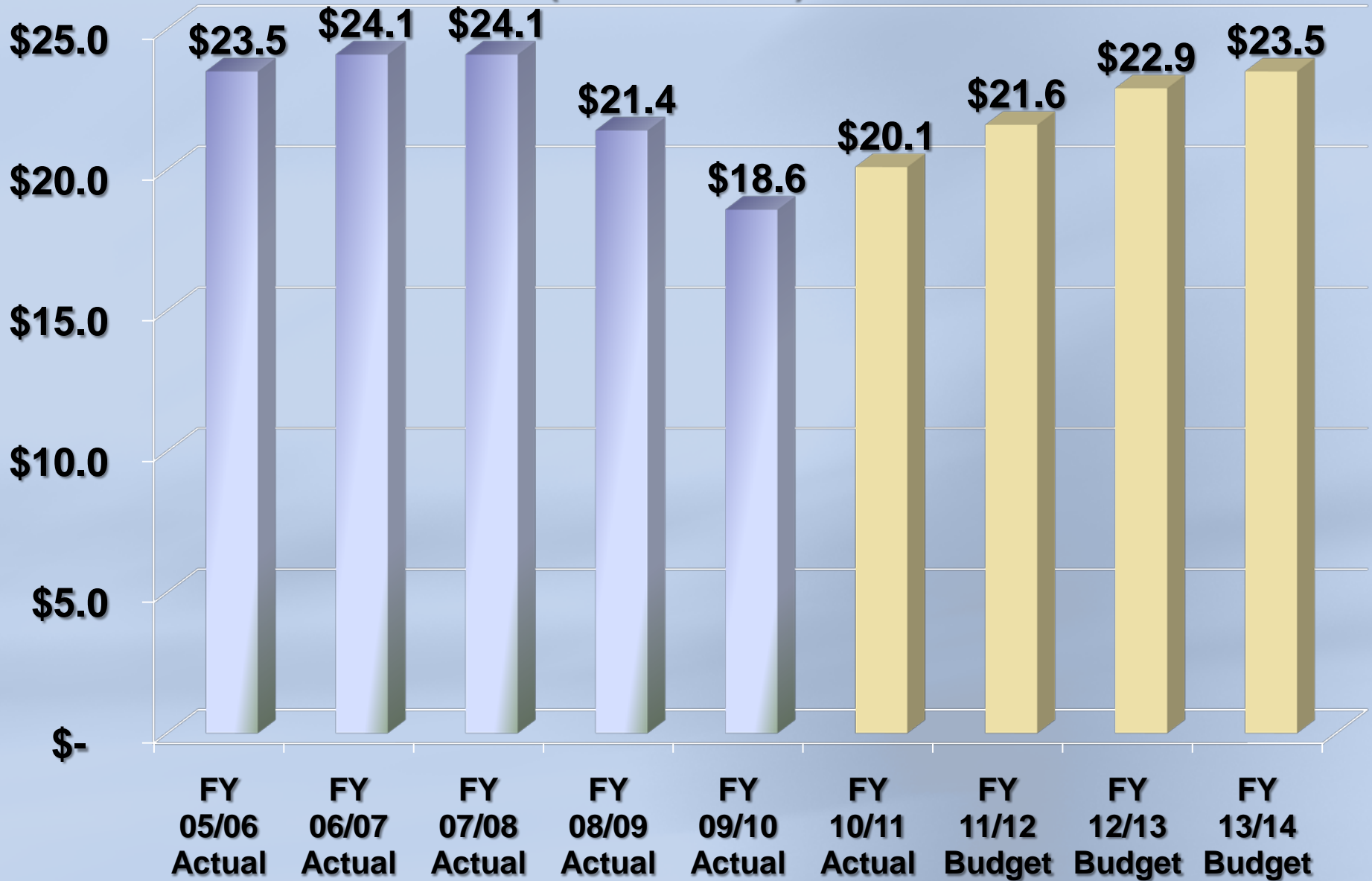


General Fund and Measure V FY 2012-13

Revenue Budget \$82,403,600



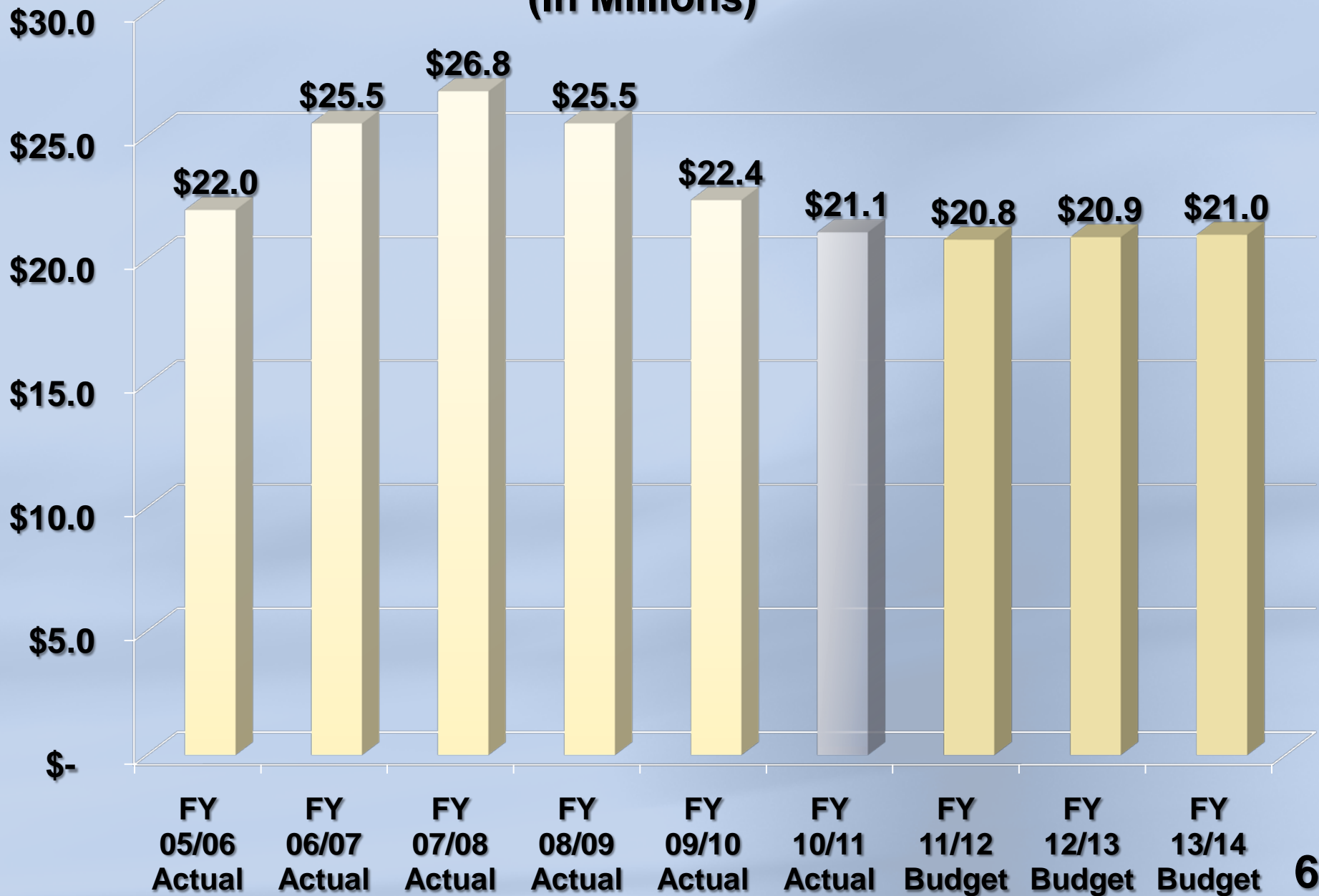
Sales Tax Revenue (In Millions)



General Fund and Measure V Fund Revenue

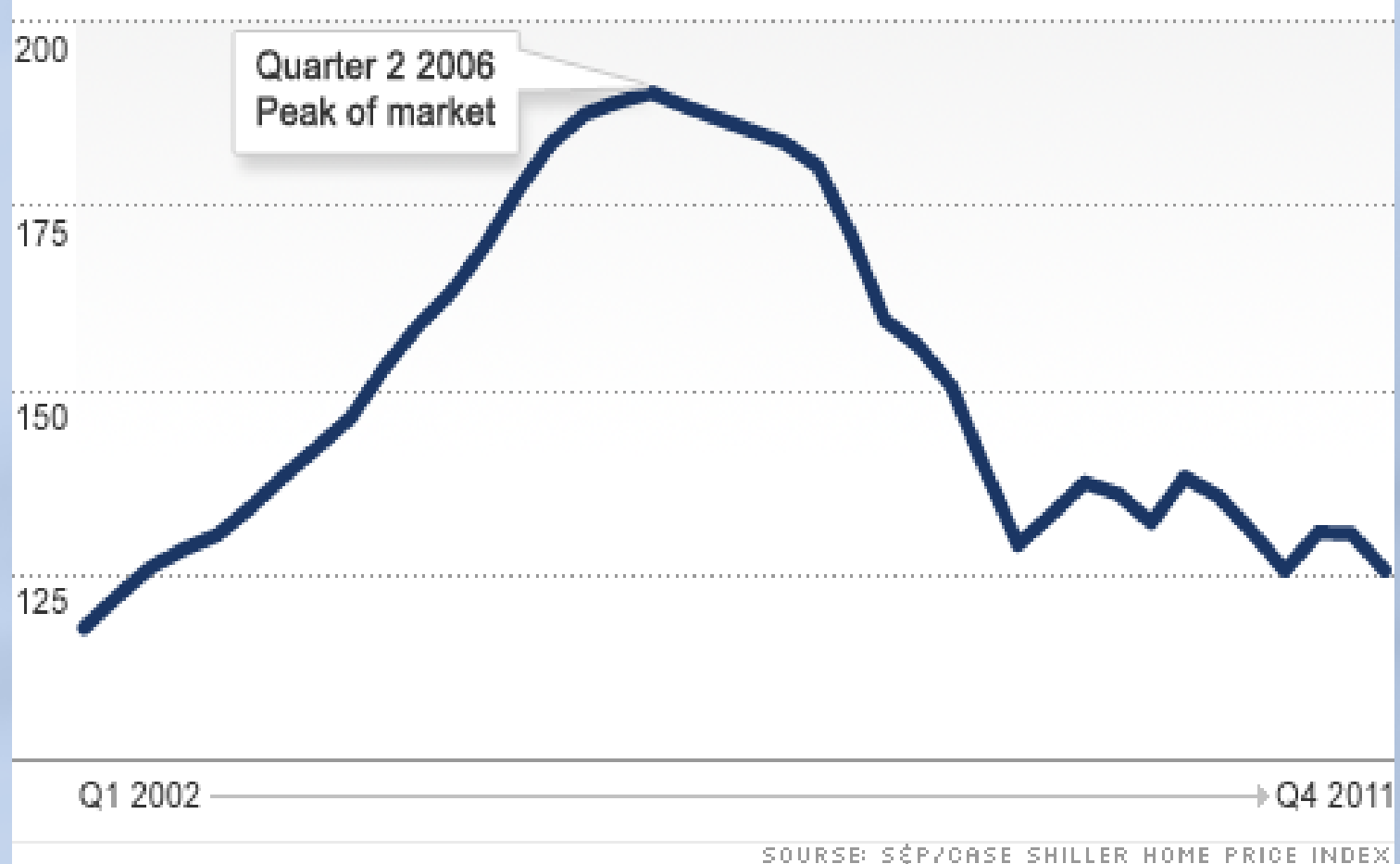
		FY 2012-13	FY 2011-12	
	<u>Change</u>	<u>Budget</u>	<u>Budget</u>	<u>% Change</u>
Property Tax	\$ 113,200	\$ 20,868,200	\$ 20,755,000	0.5%
Sales Tax	1,243,000	22,883,000	21,640,000	5.7%
Measure V Tax	281,000	9,963,000	9,682,000	2.9%
Utility Users Tax	100,000	9,000,000	8,900,000	1.1%
Franchise Fees	95,000	7,595,000	7,500,000	1.3%
Business Lic Tax	100,000	4,300,000	4,200,000	2.4%
Other Taxes	50,000	1,850,000	1,800,000	2.8%
Plan Ck / Bldg Permits	255,700	1,255,000	999,300	25.6%
Other Rev/Transfers	<u>(890,100)</u>	<u>4,689,400</u>	<u>5,579,500</u>	-16.0%
Total	<u>\$ 1,347,800</u>	<u>\$ 82,403,600</u>	<u>\$ 81,055,800</u>	1.7%

Property Tax Revenue (In Millions)



Home Prices Lowest Since 2002

HOME PRICES FALL TO 10-YEAR LOW



Housing Economy

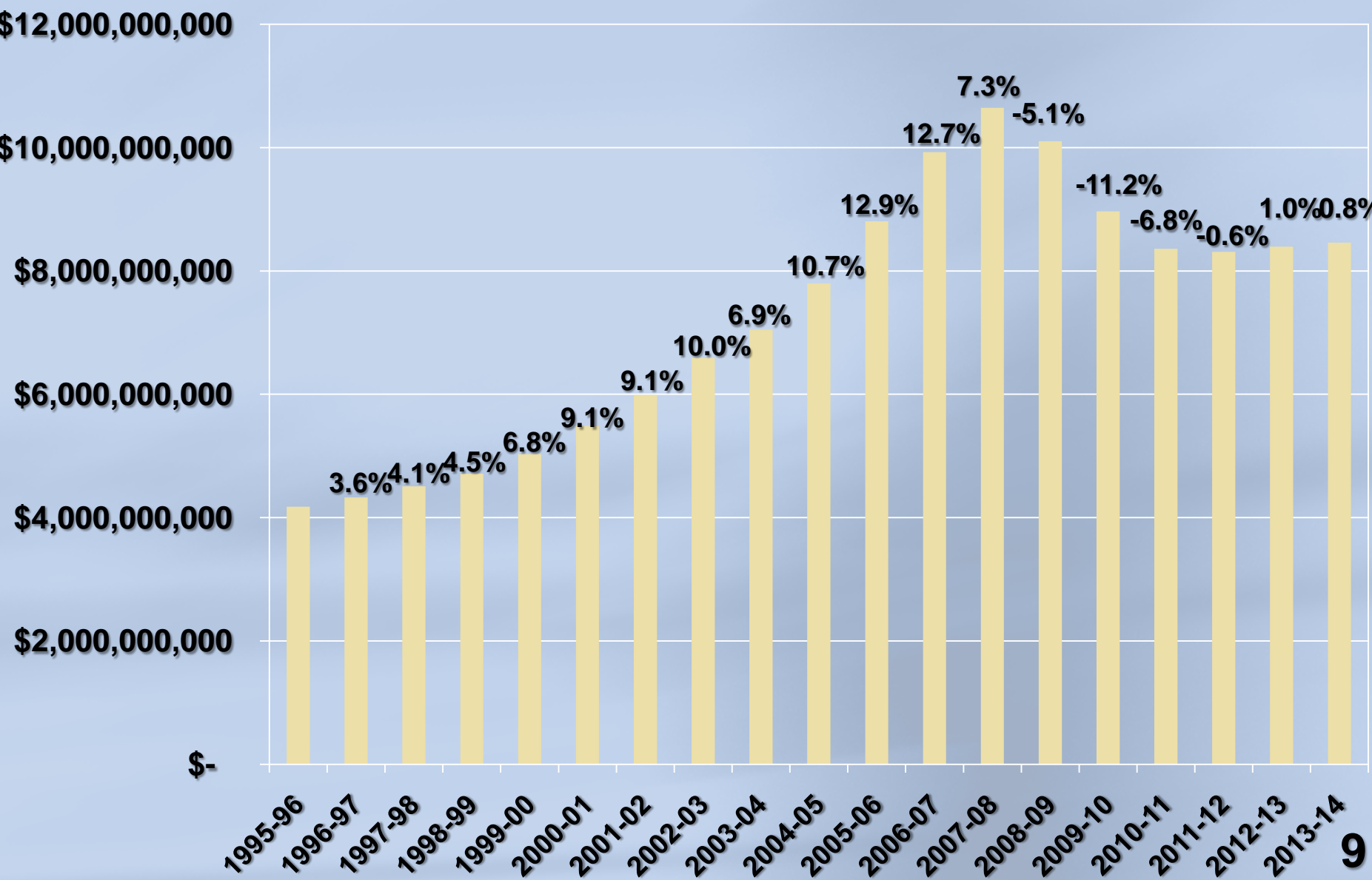
● Challenges

- High housing supply - About two years to correct
- Strict lending standards
- Foreclosures
- Unemployment rising

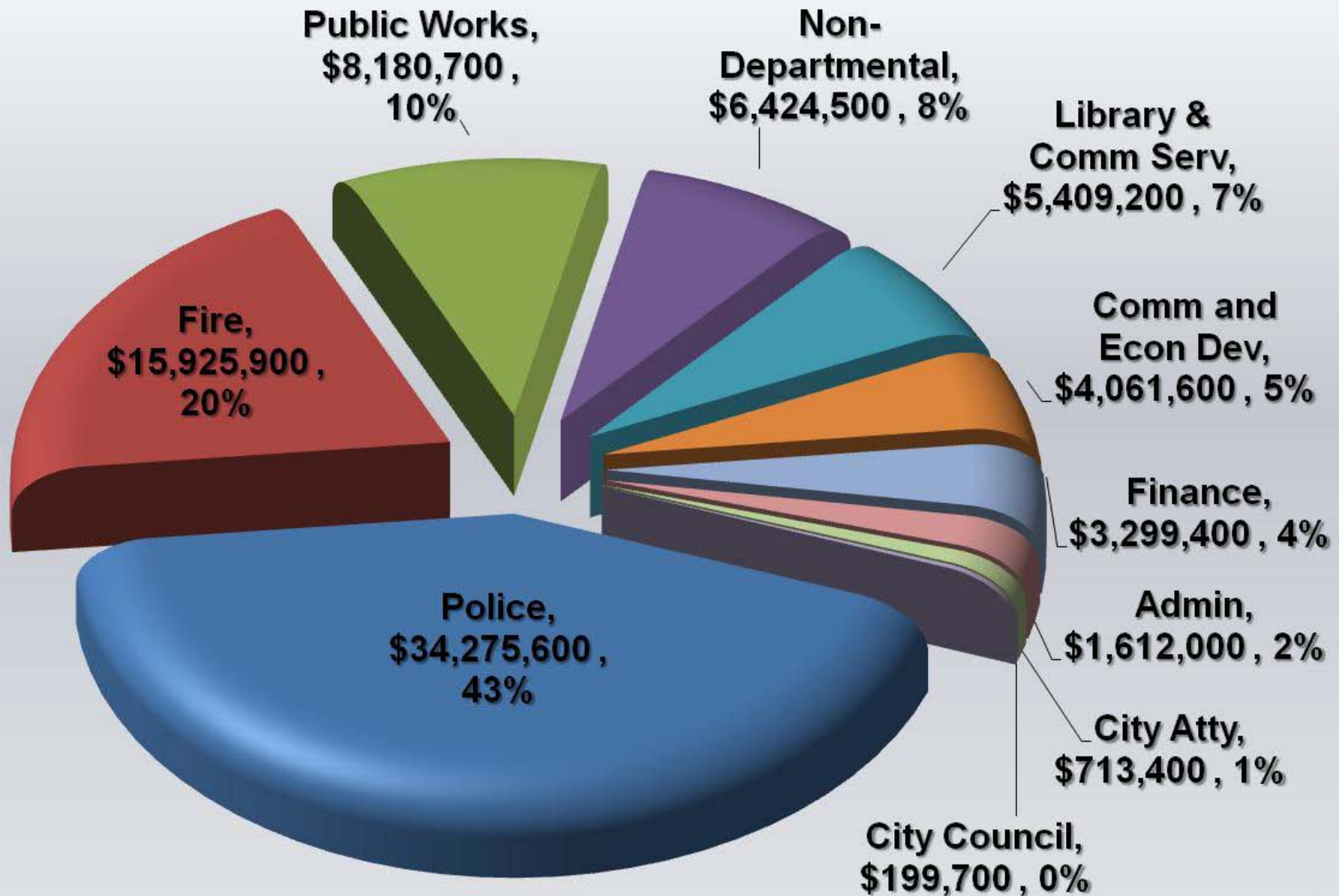
● Positive Signs

- Record-low borrowing costs

Assessed Values and % Change



General Fund and Measure V FY 2012-13 Expenditure Budget \$80,102,000



Note: The Fire budget excludes \$575,000 transferred out of GF for Fire Department Paramedic Services.

General Fund and Measure V Fund Expenditures – Personnel

Change in Personnel Cost

	<u>Change</u>	<u>FY 2011-12 Budget</u>	<u>FY 2012-13 Budget</u>	<u>% Change</u>
Pay	\$ (103,900)	\$ 40,106,400	\$ 40,002,500	0%
Retirement	473,600	10,536,000	11,009,600	4%
Health Insurance	149,900	6,954,700	7,104,600	2%
Workers Compensation	522,300	2,821,600	3,343,900	19%
Other Benefits	29,200	3,464,300	3,493,500	1%
Total Change	<u><u>\$ 1,071,100</u></u>	<u><u>\$ 63,883,000</u></u>	<u><u>\$ 64,954,100</u></u>	2%

General Fund and Measure V Fund

Expenditures – Non-Personnel

	Change	FY 2011-12 Budget	FY 2012-13 Budget	% Change
911 System Service Charge	\$ 122,800	\$ 2,225,000	\$ 2,347,800	6%
County Election Costs	197,000	31,500	228,500	625%
Twin Creek (Dup. Op. Exp.)	(225,000)	225,000	-	-100%
Economic Development	184,000	-	184,000	100%
City-Wide Fee Study	125,000	30,000	155,000	417%
Training	35,500	186,000	221,500	19%
Other	70,600	11,940,500	12,011,100	1%
Total Change	<u>\$ 509,900</u>	<u>\$ 14,638,000</u>	<u>\$ 15,147,900</u>	3%

City of Salinas

Change in Authorized Positions FY 2012-13 Budget

<u>Department</u>	<u>Position</u>	<u>Program</u>	<u>Funding</u>	<u>FTE</u>
Police	Police Officers	Patrol Unit	Fed. COPS Grant	8.00
Library	Librarian I	Cesar Chavez Lib.	Measure V	2.00
Library	Library Clerk	Cesar Chavez Lib.	Measure V	1.00
Library	Purchasing Technician	Support Services	Measure V	-1.00
Library	Office Technician	Support Services	Measure V	1.00
Block Grant	Office Technician	Administration	CDBG	-1.00
Block/Housing	Com. Improv. Assist.	Administration	CDBG	-1.00
Com. Serv.	Recreation Coordinator	After School Prog.	General Fund	1.00
Public Works	Public Works Manager	Administration	General Fund	0.50
Public Works	Const. Inspector	Engineering	General Fund	-2.00
Airport	Airport Manager	Airport	Airport Enterprise	<u>1.00</u>
Total				<u>9.50</u>
				13

General Fund and Measure V Fund Expenditures – By Department

		FY 2012-13	FY 2011-12	%
	<u>Change</u>	<u>Budget</u>	<u>Budget</u>	<u>Change</u>
Police	\$ (559,278)	\$ 34,275,600	\$ 34,834,878	-1.6%
Fire	220,949	15,925,900	15,704,951	1.4%
Public Works	382,665	8,180,700	7,798,035	4.9%
Non-Departmental	425,600	6,424,500	5,998,900	7.1%
Library & Comm Serv	141,900	5,409,200	5,267,300	2.7%
Comm and Econ Dev	650,450	4,061,600	3,411,150	19.1%
Finance	46,555	3,299,400	3,252,845	1.4%
Admin	258,100	1,612,000	1,353,900	19.1%
City Atty	18,219	713,400	695,181	2.6%
City Council	(4,100)	199,700	203,800	-2.0%
	<u>\$ 1,581,060</u>	<u>\$ 80,102,000</u>	<u>\$ 78,520,940</u>	2.0%

General Fund and Measure V Fund

Fund Balance – Available

Available Fund Balance:

Beginning Available Fund Balance	\$ 372,865
Revenue	82,403,600
Appropriations	(80,102,000)
CIP	(1,401,900)
Transfers	<u>(549,000)</u>
Ending Available Fund Balance	<u><u>\$ 723,565</u></u>

General Fund and Measure V Fund

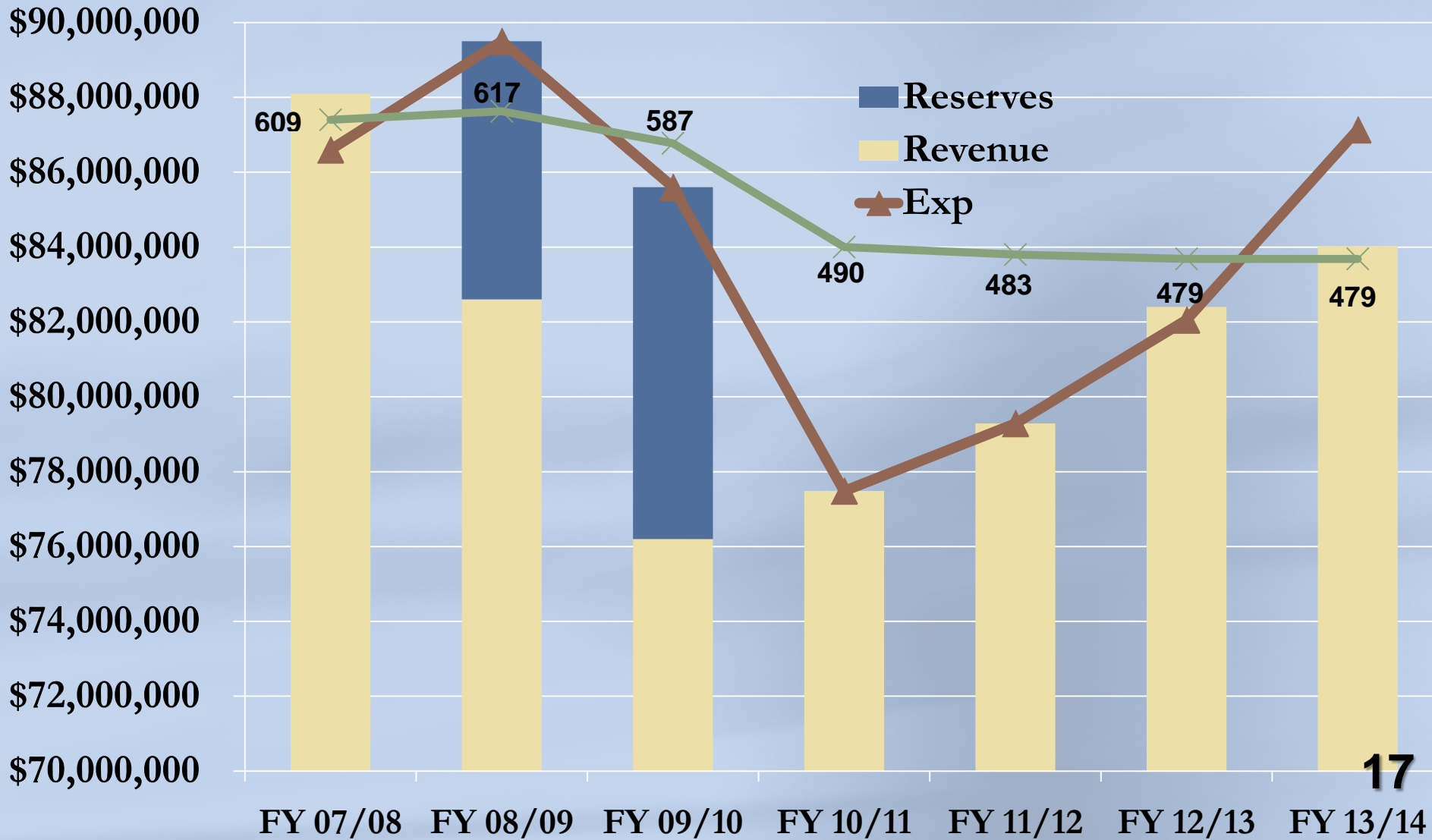
Fund Balance – Reserved

Fund Balance Reserves:

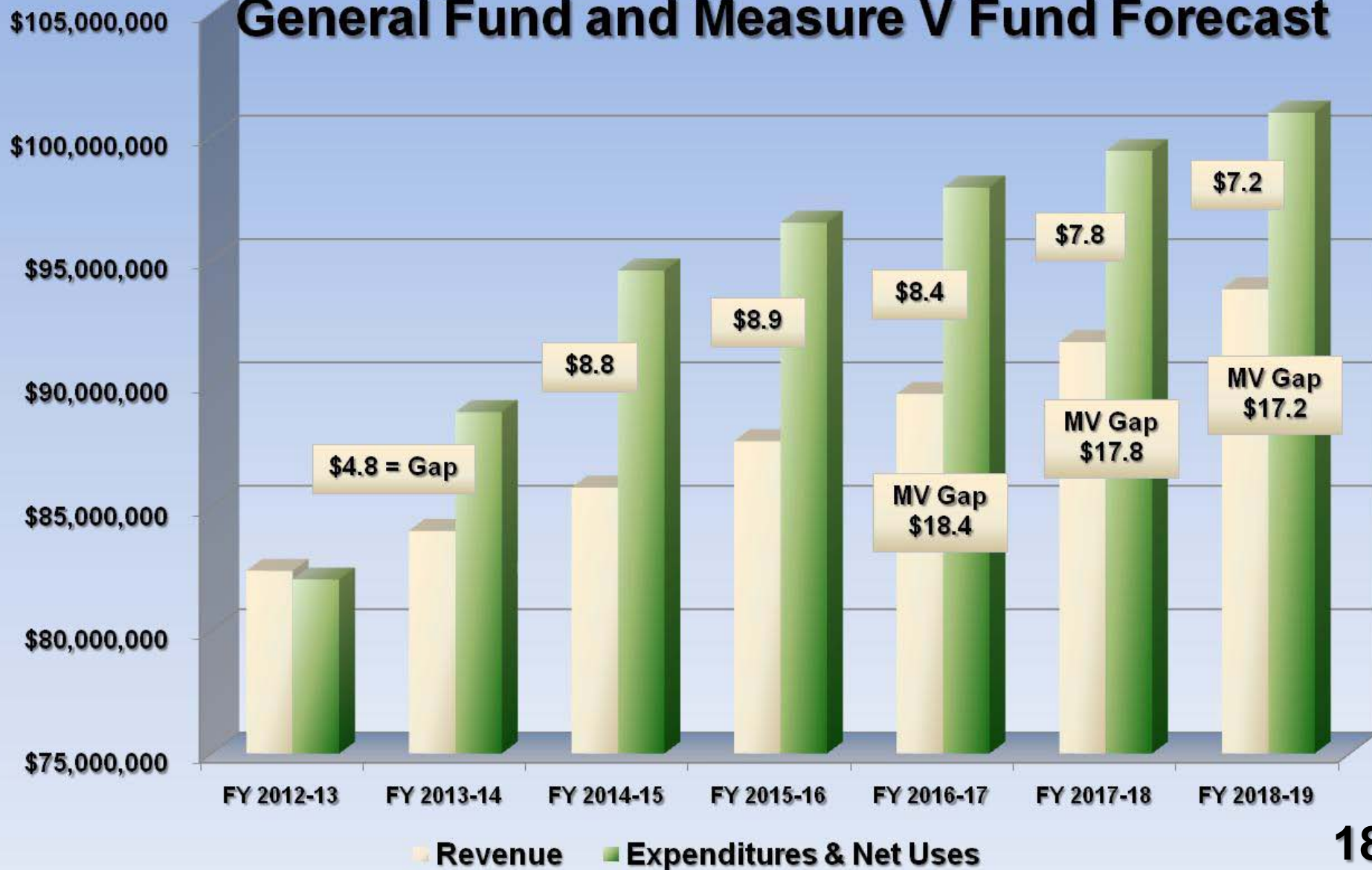
Operating Reserve	\$ 2,000,000
Cesar Chavez Expansion Reserve	<u>797,000</u>
	<u><u>\$ 2,797,000</u></u>

General Fund and Measure V Fund

Revenue, Expenditures and Use of Reserves



General Fund and Measure V Fund Forecast



Recommendation

- **Approve the FY 2012-13 Proposed Operating Budget and include the following additions:**
 - **\$135,000 (General Fund)**
 - **Community Safety Program Manager**
 - **May not get full grant funding for the FY**