



**SECRETARY OF INTERIOR'S STANDARDS FOR TREATMENT
OF HISTORIC PROPERTIES**



Introduction

Choosing an Appropriate Treatment for the Historic Building



The Standards are neither technical nor prescriptive, but are intended to promote responsible preservation practices that help protect our Nation's irreplaceable cultural resources. For example, they cannot, in and of themselves, be used to make essential decisions about which features of the historic building should be saved and which can be changed. But once a treatment is selected, the Standards provide philosophical consistency to the work.

The four treatment approaches are Preservation, Rehabilitation, Restoration, and Reconstruction, outlined below in hierarchical order and explained:

The first treatment, **Preservation**, places a high premium on the retention of all historic fabric through conservation, maintenance and repair. It reflects a building's continuum over time, through successive occupancies, and the respectful changes and alterations that are made.

Rehabilitation, the second treatment, emphasizes the retention and repair of historic materials, but more latitude is provided for replacement because it is assumed the property is more deteriorated prior to work. (Both Preservation and Rehabilitation standards focus attention on the preservation of those materials, features, finishes, spaces, and spatial relationships that, together, give a property its historic character.)

Restoration, the third treatment, focuses on the retention of materials from the most significant time in a property's history, while permitting the removal of materials from other periods.

Reconstruction, the fourth treatment, establishes limited opportunities to re-create a non-surviving site, landscape, building, structure, or object in all new materials.

Choosing the most appropriate treatment for a building requires careful decision-making about a building's historical significance, as well taking into account a number of other considerations:

Relative importance in history. Is the building a nationally significant resource--a rare survivor or the work of a master architect or craftsman? Did an important event take place in it? National Historic Landmarks, designated for their "exceptional significance in American history," or many buildings individually listed in the National Register often warrant Preservation or Restoration. Buildings that contribute to the significance of a historic district

Historical Overview

-INTRODUCTION-

- [Choosing Treatment](#)
- [Using the Standards + Guidelines](#)

-Historical Overview-

Exterior Materials

- [Masonry](#)
- [Wood](#)
- [Architectural Metals](#)

Exterior Features

- [Roofs](#)
- [Windows](#)
- [Entrances + Porches](#)
- [Storefronts](#)

Interior Features

- [Structural System](#)
- [Stairs/Features/Finishes](#)
- [Mechanical Systems](#)

Site

Setting

Special Requirements

- [Energy Efficiency](#)
- [Accessibility](#)
- [Health + Safety](#)
- [New Additions](#)

but are not individually listed in the National Register more frequently undergo Rehabilitation for a compatible new use.

Physical condition. What is the existing condition--or degree of material integrity--of the building prior to work? Has the original form survived largely intact or has it been altered over time? Are the alterations an important part of the building's history? Preservation may be appropriate if distinctive materials, features, and spaces are essentially intact and convey the building's historical significance. If the building requires more extensive repair and replacement, or if alterations or additions are necessary for a new use, then Rehabilitation is probably the most appropriate treatment. These key questions play major roles in determining what treatment is selected.

Proposed use. An essential, practical question to ask is: Will the building be used as it was historically or will it be given a new use? Many historic buildings can be adapted for new uses without seriously damaging their historic character; special-use properties such as grain silos, forts, ice houses, or windmills may be extremely difficult to adapt to new uses without major intervention and a resulting loss of historic character and even integrity.

Mandated code requirements. Regardless of the treatment, code requirements will need to be taken into consideration. But if hastily or poorly designed, a series of code-required actions may jeopardize a building's materials as well as its historic character. Thus, if a building needs to be seismically upgraded, modifications to the historic appearance should be minimal. Abatement of lead paint and asbestos within historic buildings requires particular care if important historic finishes are not to be adversely affected. Finally, alterations and new construction needed to meet accessibility requirements under the Americans with Disabilities Act of 1990 should be designed to minimize material loss and visual change to a historic building.

historical overview - [PRESERVING](#) - [REHABILITATING](#) - [RESTORING](#) - [RECONSTRUCTING](#)

[main](#) - [credits](#) - [email](#)



standards for
preservation

-GUIDELINES-

The Approach

Exterior Materials

- Masonry
- Wood
- Architectural Metals

Exterior Features

- Roofs
- Windows
- Entrances & Porches
- Stonefronts

Interior Features

- Structural System
- Spaces/Features/Finishes
- Mechanical Systems

Site

Setting

Special Requirements

- Energy Efficiency
- Accessibility
- Health & Safety

THE STANDARDS

1. A property will be used as it was historically, or be given a new use that maximizes the retention of distinctive materials, features, spaces, and spatial relationships. Where a treatment and use have not been identified, a property will be protected and, if necessary, stabilized until additional work may be undertaken.
2. The historic character of a property will be retained and preserved. The replacement of intact or repairable historic materials or alteration of features, spaces, and spatial relationships that characterize a property will be avoided.
3. Each property will be recognized as a physical record of its time, place, and use. Work needed to stabilize, consolidate, and conserve existing historic materials and features will be physically and visually compatible, identifiable upon close inspection, and properly documented for future research.
4. Changes to a property that have acquired historic significance in their own right will be retained and preserved.
5. Distinctive materials, features, finishes, and construction techniques or examples of craftsmanship that characterize a property will be preserved.
6. The existing condition of historic features will be evaluated to determine the appropriate level of intervention needed. Where the severity of deterioration requires repair or limited replacement of a distinctive feature, the new material will match the old in composition, design, color, and texture.
7. Chemical or physical treatments, if appropriate, will be undertaken using the gentlest means possible. Treatments that cause damage to historic materials will not be used.
8. Archeological resources will be protected and preserved in place. If such resources must be disturbed, mitigation measures will be undertaken.

[Guidelines for Preservation](#)



standards for
rehabilitation

-GUIDELINES-

The Approach

Exterior Materials

Plaster

Wood

Architectural Metals

Exterior Features

Roofs

Windows

Entrances & Porches

Stonefronts

Interior Features

Structural System

Spaces/Features/Finishes

Mechanical Systems

Site

Setting

Special Requirements

Energy Efficiency

New Additions

Accessibility

Health & Safety

THE STANDARDS

1. A property will be used as it was historically or be given a new use that requires minimal change to its distinctive materials, features, spaces, and spatial relationships.
2. The historic character of a property will be retained and preserved. The removal of distinctive materials or alteration of features, spaces, and spatial relationships that characterize a property will be avoided.
3. Each property will be recognized as a physical record of its time, place, and use. Changes that create a false sense of historical development, such as adding conjectural features or elements from other historic properties, will not be undertaken.
4. Changes to a property that have acquired historic significance in their own right will be retained and preserved.
5. Distinctive materials, features, finishes, and construction techniques or examples of craftsmanship that characterize a property will be preserved.
6. Deteriorated historic features will be repaired rather than replaced. Where the severity of deterioration requires replacement of a distinctive feature, the new feature will match the old in design, color, texture, and, where possible, materials. Replacement of missing features will be substantiated by documentary and physical evidence.
7. Chemical or physical treatments, if appropriate, will be undertaken using the gentlest means possible. Treatments that cause damage to historic materials will not be used.
8. Archeological resources will be protected and preserved in place. If such resources must be disturbed, mitigation measures will be undertaken.
9. New additions, exterior alterations, or related new construction will not destroy historic materials, features, and spatial relationships that characterize the property. The new work shall be differentiated from the old and will be compatible with the

historic materials, features, size, scale and proportion, and massing to protect the integrity of the property and its environment.

10. New additions and adjacent or related new construction will be undertaken in a such a manner that, if removed in the future, the essential form and integrity of the historic property and its environment would be unimpaired.

[Guidelines for Rehabilitation-->](#)

[HISTORICAL OVERVIEW - PRESERVING - rehabilitating - reconstructing](#)

[main](#) - [credits](#) - [email](#)



standards for restoration



-GUIDELINES-

The Approach

Exterior Materials

Masonry
Wood
Architectural Metals

Exterior Features

Roofs
Windows
Entrances / Porches
Storefronts

Interior Features

Structural System
Fixtures/Features/Finishes
Mechanical Systems

Site

Setting

Special Requirements

Energy Efficiency
Accessibility
Health & Safety

III- STANDARDS


1. A property will be used as it was historically or be given a new use which reflects the property's restoration period.
2. Materials and features from the restoration period will be retained and preserved. The removal of materials or alteration of features, spaces, and spatial relationships that characterize the period will not be undertaken.
3. Each property will be recognized as a physical record of its time, place, and use. Work needed to stabilize, consolidate and conserve materials and features from the restoration period will be physically and visually compatible, identifiable upon close inspection, and properly documented for future research.
4. Materials, features, spaces, and finishes that characterize other historical periods will be documented prior to their alteration or removal.
5. Distinctive materials, features, finishes, and construction techniques or examples of craftsmanship that characterize the restoration period will be preserved.
6. Deteriorated features from the restoration period will be repaired rather than replaced. Where the severity of deterioration requires replacement of a distinctive feature, the new feature will match the old in design, color, texture, and, where possible, materials.
7. Replacement of missing features from the restoration period will be substantiated by documentary and physical evidence. A false sense of history will not be created by adding conjectural features, features from other properties, or by combining features that never existed together historically.
8. Chemical or physical treatments, if appropriate, will be undertaken using the gentlest means possible. Treatments that cause damage to historic materials will not be used.
9. Archeological resources affected by a project will be protected and preserved in place. If such resources must be disturbed, mitigation measures will be undertaken.

10. Designs that were never executed historically will not be constructed.

[Guidelines for Restoration](#)

[HISTORICAL OVERVIEW - PRESERVING - REHABILITATING - RESTORING- RECONSTRUCTING](#)

[main](#) - [credits](#) - [email](#)



standards for reconstruction

-GUIDELINES-

[The Approach](#)

[Research + Documentation](#)

[Building Exterior](#)

[Building Interior](#)

[Site](#)

[Setting](#)

Special Requirements

[Energy Efficiency](#)

[Accessibility](#)

[Health & Safety](#)

THE STANDARDS

1. Reconstruction will be used to depict vanished or non-surviving portions of a property when documentary and physical evidence is available to permit accurate reconstruction with minimal conjecture, and such reconstruction is essential to the public understanding of the property.

2. Reconstruction of a landscape, building, structure, or object in its historic location will be preceded by a thorough archeological investigation to identify and evaluate those features and artifacts which are essential to an accurate reconstruction. If such resources must be disturbed, mitigation measures will be undertaken.

3. Reconstruction will include measures to preserve any remaining historic materials, features, and spatial relationships.

4. Reconstruction will be based on the accurate duplication of historic features and elements substantiated by documentary or physical evidence rather than on conjectural designs or the availability of different features from other historic properties. A reconstructed property will re-create the appearance of the non-surviving historic property in materials, design, color, and texture.

5. A reconstruction will be clearly identified as a contemporary re-creation.

6. Designs that were never executed historically will not be constructed.

[Guidelines for Reconstruction](#)

[HISTORICAL OVERVIEW - PRESERVING - REHABILITATING - RESTORING- reconstructing](#)

[Home](#) - [Credits](#) - [Email](#)